


# MAGIS

Mariolina by Enzo Mari



# Enzo Mari



## Profile:

Enzo Mari (1932-2020) studied at the Accademia delle Belle Arti in Milan, and alongside his studies, in the fifties he had already developed an intense artistic production, with personal and collective exhibitions at galleries and contemporary art museums.

At the same time, he also began his design work, at first as personal, formal research, and later in collaboration with numerous industrial companies, in the graphics and publishing, industrial products and exhibition fittings sectors. His work was internationally acclaimed, and considered to be among the most representative of Italian design. It was distinguished by constant research and experimentation with new product forms and meanings, often set in contrast with the traditional norms of industrial design. His unique position as an artist-cum-designer is documented in the many publications dedicated to his work, and in his

participation in major institutions, including ADI - the Italian industrial design association, of which he was president from 1976 to 1979.

He has three times been awarded the Compasso d'Oro, and his art works and objects are included in the collections of several contemporary art museums. In 1983 a major personal exhibition was held by the "Centro Studi e Archivio della Comunicazione" at the University of Parma, which conserves 8,500 designs and drawings from his archive, donated by him.

His work also included research and design in the field of street furniture (City of Milan, revamping of Piazza del Duomo) and education, in the form of conferences and series of lectures both in Italy and abroad, including courses given at the Institute of Art History of the University of Parma, and at the faculty of Architecture of the Politecnico in Milan.



# Design and

Enzo Mari was considered to be one of the greatest exponents of Italian design, and indeed of world design. The creator of innumerable pieces that have become veritable icons, as well as an avant-garde academic, he loved archetypal shapes onto which he grafted his formulations, his talent and his leaps into the future.

Mariolina is no exception. The image is only apparently a simple, minimal chair, but the attention to detail transforms a humble seat into an intelligent object: the slim legs and curved backrest are designed especially to provide comfort and easy posture, without compromising on the aesthetic and style of the chair.

With the introduction of the stool — which shares the same forms, features and materials as the chair — the collection naturally evolves into new settings and functions, while preserving the same balance between simplicity, practicality and personality.



# Engineering






“ It is a basic chair, but a manifestation of Mari’s design vision at



the same time - simple, practical, long-lasting and affordable ”



# Information



# Product

Mariolina recalls the fifties-style, but features a series of extra details. The legs in powder coated or chromed steel tube are in fact slimmer and more precise in section. The polypropylene seat and back are not screwed or riveted to the frame, but instead attached using a series of moulded ribs that grip the metal frame on the rear of the seat and back. With the addition of the stool, Magis expands one of the most iconic seating families, making it even more versatile and functional. Available in the same finishes as the chair and in two different heights, 66 and 76 cm, the Mariolina stool is suitable for both residential and contract spaces, offering comfort thanks to its generously proportioned backrest.

Chair/Stool


Materials: frame in chromed or painted steel tube. Seat and back in polypropylene.



CHAIR




Frame / Chromed  
Seat and back / White 1700 C



Frame / Chromed  
Seat and back / Grey anthracite  
1420 C



Frame / Chromed  
Seat and back / Orange 1085 C



Frame / White  
Seat and back / Red bordeaux  
1802 C



Frame / Grey anthracite  
Seat and back / Red bordeaux  
1802 C



Frame / White  
Seat and back / Sky blue  
1803 C



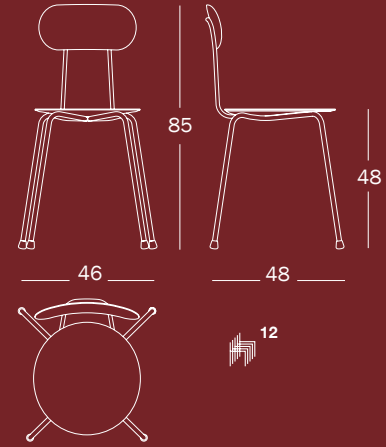
Frame / Grey anthracite  
Seat and back / Sky blue  
1803 C



Frame / White  
Seat and back / White 1700 C



Frame / Grey anthracite  
Seat and back / Grey anthracite  
1420 C



PRODUCT CARE

We recommend using a soft rag, either dry or wet. When needed, use ph-balanced soap diluted in water. Do not use abrasive sponges as they may leave scratches. Avoid using acidic products, solvents and products containing ammonia. Periodic and correct maintenance allows the product to keep its original aspect and lengthens the duration of its performance.

WARNING

Do not use different cleaning products from the ones mentioned above. Do not use the product in an improper way. Do not place hot objects on it, sit on the back, stand on it or use the product as a ladder. Once disused, please make sure that this product is disposed in an environment-friendly way.



STOOL H.76 CM



Frame / Chromed  
Seat and back / White  
1700 C



Frame / Chromed  
Seat and back / Grey  
anthracite 1420 C



Frame / Chromed  
Seat and back / Orange  
1085 C



Frame / White  
Seat and back / Red  
bordeaux 1802 C



Frame / Grey anthracite  
Seat and back / Red bordeaux  
1802 C



Frame / White  
Seat and back / Sky blue  
1803 C



Frame / Grey anthracite  
Seat and back / Sky blue  
1803 C



Frame / White  
Seat and back / White 1700 C



Frame / Grey anthracite  
Seat and back / Grey anthracite  
1420 C

STOOL H.66 CM



Frame / Chromed  
Seat and back / White  
1700 C



Frame / Chromed  
Seat and back / Grey  
anthracite 1420 C



Frame / Chromed  
Seat and back / Orange  
1085 C



Frame / White  
Seat and back / Red  
bordeaux 1802 C



Frame / Grey anthracite  
Seat and back / Red bordeaux  
1802 C



Frame / White  
Seat and back / Sky blue  
1803 C



Frame / Grey anthracite  
Seat and back / Sky blue  
1803 C

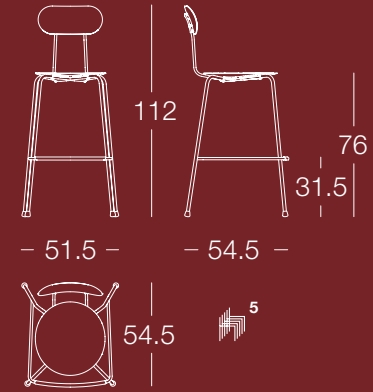


Frame / White  
Seat and back / White 1700 C

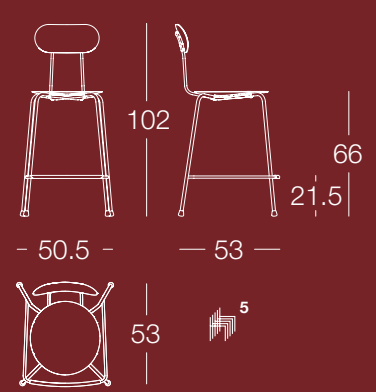


Frame / Grey anthracite  
Seat and back / Grey anthracite  
1420 C

STOOL H.76 CM



STOOL H.66 CM



PRODUCT CARE

We recommend using a soft rag, either dry or wet. When needed, use ph-balanced soap diluted in water. Do not use abrasive sponges as they may leave scratches. Avoid using acidic products, solvents and products containing ammonia. Periodic and correct maintenance allows the product to keep its original aspect and lengthens the duration of its performance.

WARNING

Do not use different cleaning products from the ones mentioned above. Do not use the product in an improper way. Do not place hot objects on it, sit on the back, stand on it or use the product as a ladder. Once disused, please make sure that this product is disposed in an environment-friendly way.



