

MAGIS

Motta by Jasper Morrison



Jasper Morrison



Profile:

Jasper Morrison was born in London in 1959. He graduated in Design at Kingston Polytechnic Design School, London and The Royal College of Art for Postgraduate studies which included a scholarship at HdK in Berlin. In 1986 he set up an Office for Design in London. Today Jasper Morrison Ltd. consists of three design offices, a main office in London and two branch offices: one in Paris (opened 2002)

and one in Tokyo (opened 2007). Services offered by Jasper Morrison Ltd. are wide ranging, from tableware and kitchen products to furniture and lighting, sanitary-ware, electronics and appliance design. He has clients across the globe, all leaders in their individual fields. The collaboration with Magis started in the 90s and became a long lasting and fruitful relationship that continues to this day.



Design and

A simple chat between Magis and designer Jasper Morrison. A meeting of old friends, after a break of several years, as if to rekindle the synergy established in 1993 that sealed an everlasting creative bond.

Morrison cited Giandomenico Belotti's Spaghetti Chair as a reference point for designing a lightweight chair with vertical legs and reduced bulk. From that shared intuition, the Magis team immediately set to work, giving life to Motta.

The chair takes shape from a simple steel tube frame, that maintains its elegance while also honouring the place of that meeting with its name – from Motta di Livenza, the original headquarters of Magis.

Motta is made of a steel tube frame and a seat and back in recycled polypropylene, upholstered or in wood. Designed for domestic use but is also perfectly suitable for contract use, it is the ideal chair for living and dining areas.

It stands out for its clean lines, vertical structure and versatile aesthetics, capable of blending harmoniously into different contexts.


The slender legs and essential cut are enhanced by a palette of four colours (red, green, blue and brown) that coordinates the frame, seat and backrest.

The collection is also complemented by a stool that inherits the chair's elegant and sturdy frame in steel tube, as well as its colours and finishes.

Available in two heights, it blends seamlessly into any setting and, thanks to the backrest support, ensures a perfect balance between stability and comfort.

The collection is also enriched by three low tables, available in three heights and featuring a steel tube frame in four colours and an oak veneered top.

Created with the aim of offering furniture that is visually light, durable yet compact, the Motta collection is designed to be versatile and adaptable, suitable for both domestic and commercial settings.



Engineering



It stands out for its clean lines, vertical structure and versatile aes-



thetics, capable of blending harmoniously into different contexts.





Information



Product

Chairs and stools for domestic and contract use (bars and restaurants).
Materials: frame in steel tube glossy painted. Seat and back in recycled polypropylene, in natural oak plywood or upholstered covered in fabric.

Low tables for domestic and contract use (bars and restaurants).
Materials: frame in steel tube, glossy painted. Top in veneered oak, natural. Available extra top (ø41,5) for ø50 cm low table.



CHAIR

Polypropylene



Frame: blue 5290
Seat/Back: blue 1821 C



Frame: brown 5291
Seat/Back: brown 1822 C



Frame: green 5293
Seat/Back: green 1824 C



Frame: red 5292
Seat/Back: red 1823 C


Upholstered



Frame: blue 5290
Seat/Back: Gabriel Mood 4102



Frame: brown 5291
Seat/Back: Gabriel Mood 2102



Frame: green 5293
Seat/Back: Gabriel Mood 6101




Frame: red 5292
Seat/Back: Gabriel Mood 3102


Plywood




Frame: blue 5290
Seat/Back: natural oak 7315



Frame: brown 5291
Seat/Back: natural oak 7315

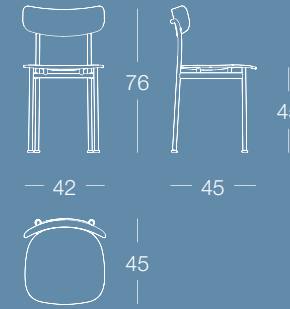


Frame: green 5293
Seat/Back: natural oak 7315

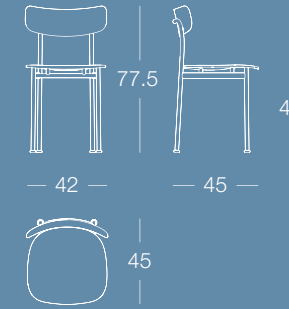


Frame: red 5292
Seat/Back: natural oak 7315

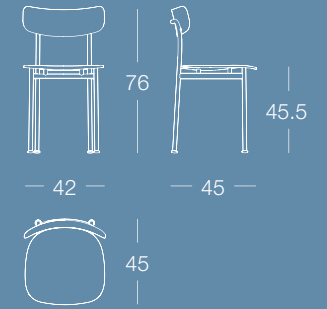
Polypropylene



Upholstered



Plywood



PRODUCT CARE - CHAIRS / STOOLS POLYPROPYLENE

We recommend using a soft rag, either dry or wet. When needed, use ph-balanced liquid soap diluted in water. Do not use abrasive sponges, as they may leave scratches. Avoid using acidic products, solvents and products containing ammonia.

PLYWOOD

When needed, use ph-balanced liquid soap especially formulated for wood, diluted in water. Do not use abrasive sponges, as they may leave scratches. Avoid using acidic products, solvents and products containing ammonia. Avoid exposure to sunlight as this may permanently discolour the surface.

FABRIC

The upholstery is not removable. However, it is highly resistant to dirt and easy to clean. Daily care and immediate stain removal will ensure that your upholstery will keep looking good for many years to come. It is normally sufficient to regularly vacuum and air upholstered chair. Never use undiluted cleaning agents, bleaching agents, ammonia or soap intended for hard surfaces. As a rule, many types of stain can be removed using lukewarm water. For greasy stains, use a dry stain remover. For more insoluble stains (chewing gum, candle wax, etc.), use a plastic bag filled with ice to rub the stain until the substance has become friable. Use a clean flat blunt blade to delicately remove the substance. Be careful when using solvents, because these could dissolve the upholstery material beneath.

For the upholstered version treat stains immediately, the longer they remain in the fabric, the harder it is to remove them. Before choosing a cleaning method, always try it out on a concealed part of the chair/stool.



Periodic maintenance and cleaning allow the product to keep its original look and lengthen the duration of its performance.

WARNING

Do not use cleaning products different from the ones mentioned above. Do not use the product in an improper way. Do not place hot objects on it, sit down on the back, stand on the seat or use the product as a ladder. Once disused, please make sure this product is disposed of in an environmental-friendly way.

STOOL H.77 CM

Polypropylene



Frame: blue 5290
Seat/Back: blue 1821C



Frame: brown 5291
Seat/Back: brown 1822 C



Frame: green 5293
Seat/Back: green 1824 C



Frame: red 5292
Seat/Back: red 1823 C



Frame: blue 5290
Seat/Back: Gabriel Mood 4102



Frame: brown 5291
Seat/Back: Gabriel Mood 2102



Frame: green 5293
Seat/Back: Gabriel Mood 6101



Frame: red 5292
Seat/Back: Gabriel Mood 3102

Plywood



Frame: blue 5290
Seat/Back: natural oak 7315



Frame: brown 5291
Seat/Back: natural oak 7315



Frame: green 5293
Seat/Back: natural oak 7315



Frame: red 5292
Seat/Back: natural oak 7315

STOOL H.67 CM

Polypropylene



Frame: blue 5290
Seat/Back: blue 1821C




Frame: brown 5291
Seat/Back: brown 1822 C



Frame: green 5293
Seat/Back: green 1824 C



Frame: red 5292
Seat/Back: red 1823 C




Frame: blue 5290
Seat/Back: Gabriel Mood 4102



Frame: brown 5291
Seat/Back: Gabriel Mood 2102



Frame: green 5293
Seat/Back: Gabriel Mood 6101



Frame: red 5292
Seat/Back: Gabriel Mood 3102

Plywood



Frame: blue 5290
Seat/Back: natural oak 7315



Frame: brown 5291
Seat/Back: natural oak 7315

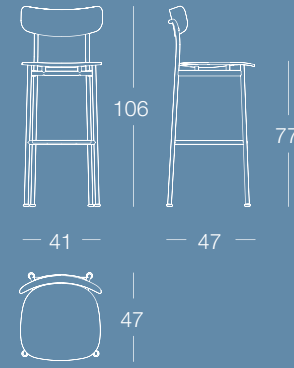


Frame: green 5293
Seat/Back: natural oak 7315

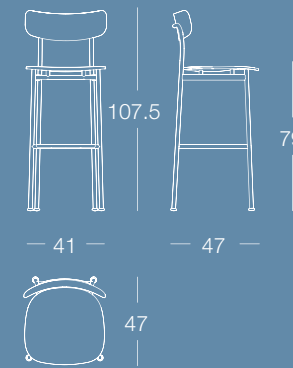


Frame: red 5292
Seat/Back: natural oak 7315

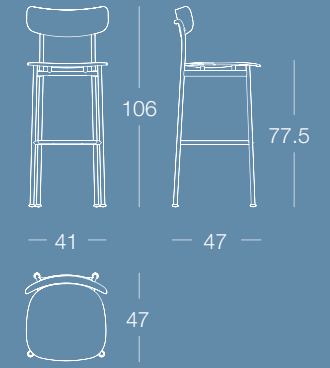
Polypropylene



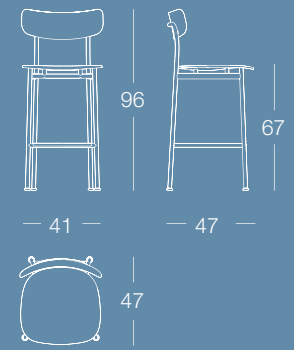
Upholstered



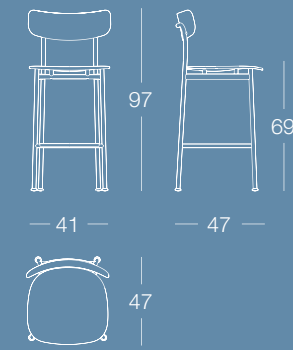
Plywood



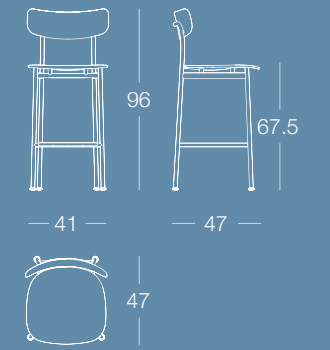
Polypropylene



Upholstered



Plywood



LOW TABLE

Ø50



Frame: blue 5290
Top: natural oak 7315



Frame: brown 5291
Top: natural oak 7315



Frame: green 5293
Top: natural oak 7315



Frame: red 5292
Top: natural oak 7315


Ø70




Frame: blue 5290
Top: natural oak 7315



Frame: brown 5291
Top: natural oak 7315



Frame: green 5293
Top: natural oak 7315



Frame: red 5292
Top: natural oak 7315

Ø100



Frame: blue 5290
Top: natural oak 7315



Frame: brown 5291
Top: natural oak 7315



Frame: green 5293
Top: natural oak 7315



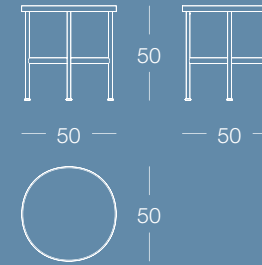
Frame: red 5292
Top: natural oak 7315

Extra top for Ø50 cm

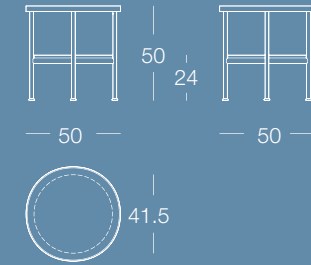


Natural oak 7315

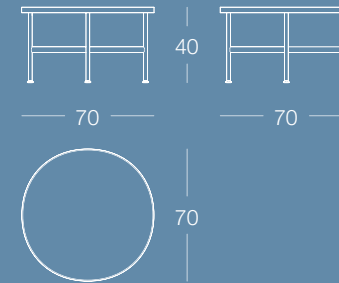
Ø50



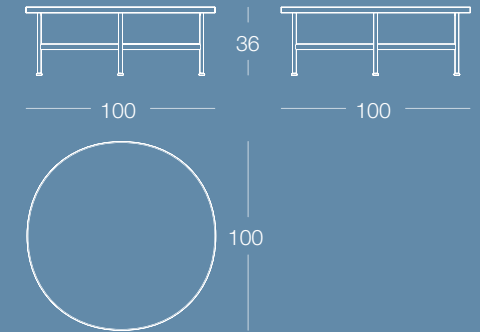
Ø50 with extra top



Ø710



Ø100



PRODUCT CARE

We recommend using a soft rag, either dry or wet. When needed, use ph-balanced soap diluted in water. Do not use abrasive sponges as they may leave scratches. Avoid using acidic products, solvents and products containing ammonia. We recommend cleaning the tabletops as soon as possible, as giving dirt time to dry can noticeably increase the risk of rings, stains, and surface damage. We recommend paying particular attention to intensely coloured substances (such as coffee, cola, tomato juice, wine, vinegar...). We recommend using ph-balanced liquid soap especially formulated for wood, diluted in water. Periodic and correct maintenance allows the product to keep its original aspect and lengthens the duration of its performance.

WARNING

Do not use different cleaning products from the ones mentioned above. Do not use the product in an improper way. Do not place hot objects on it, stand on it or use the product as a ladder. Once disused, please make sure that this product is disposed in an environment-friendly way.



