

MAGIS

Costume Lounge by Stefan Diez



Stefan Diez



Profile:

Growing up in a household of 4th-generation carpenters, Stefan Diez's early bond with craftsmanship profoundly shaped his development as an industrial designer. Following family tradition, he trained as a cabinetmaker before studying industrial design under Richard Sapper at the State Academy of Fine Arts Stuttgart. Working with Konstantin Grcic for several years, Stefan graduated in 2002 and founded DIEZ OFFICE in Munich. From 2007 onwards Stefan was Professor of Industrial Design at the University of Arts and Design Karlsruhe, joining the School of Industrial Design Lund, Sweden, in 2015. Since 2018 Stefan Diez is Head of Industrial Design at Die Angewandte in Vienna. In 2008,

Diez Office moved into the renovated premises of a former joinery, the ideal platform for Diez's distinct combination of hands-on experimentation and technical know-how. Led by curiosity and supported by a network of local craftsmen and specialists, DIEZ OFFICE is dedicated to transforming ideas into actual products with great diligence and proficiency. Together with his team, Stefan Diez has been exploring a broad spectrum of design, creating award-winning furniture, luminaires and accessories, in collaboration with internationally renowned manufacturers like Rosenthal, Thonet, HAY, e15, Magis, Vibia, Viccarbe, Wagner and many more.



Design and

“What if we completely rethought the sofa?”

This is what we asked the designer, Stefan Diez, before starting to develop the Costume sofa. This modular sofa system is the expression of our continuous research into new materials and construction technologies, and of our ongoing commitment to the environment. It should not be considered a closed project but in continuous evolution.

It is following this principle that we have expanded the collection creating Costume Lounge, a new version of the sofa that offers even more comfort and seating space to create a true oasis of relaxation and is also available for outdoor use. Costume Lounge uses the ottoman of the previous version combined with a new back module that can also be used as an armrest and which, completed by large cushions, makes the sofa cosier.

At the heart of the sitting module of Costume Lounge is a thin body made from recycled and recyclable polyethylene, produced using rotational-moulding technology from furniture and car industry waste. An insert made of pocket spring cores provides the cushioning for the seat. On top of this is a thin layer of polyurethane foam. The materials are not permanently attached to each other, the whole is held together by a cover made of fabric that can be fastened on using tension belts and easily removed at any time. The internal structure of the new module is the same as the other, a thin hollow recycled polyethylene core, completed, in this case, by a polyurethane foam padding, held fixed to the structure by the cover.

Not only does this system use much less foam in manufacturing than conventional sofas but most of the materials used can also easily be recycled. All its components can be easily disassembled as no glues are used. Its infinite modularity and flexibility in changing the coverings guarantee its longevity, offering a timeless and future-oriented product.



Engineering



“Costume is a sort of toolbox that is useful for a long period, for



ever changing living and working environments.”

Stefan Diez



Information



Product

Modular sofa with structure in recycled and recyclable polyethylene. Covers for outdoor use also available. Thanks to the elastic loops hooked into the base, the sofa can be undressed when needed for washing or replacing the cover. The modular system consists of two single units, seat and back, which can be combined in various compositions and complemented by cushions. All single parts are separately replaceable.



Ottoman



Upholstery

Fabric cat. 1
 Fabric cat. 2
 Fabric cat. 3
 Fabric cat. 4

Backrest



Upholstery

Fabric cat. 1
 Fabric cat. 2
 Fabric cat. 3
 Fabric cat. 4

Back support cushion / cushions



Upholstery

Fabric cat. 1
 Fabric cat. 2
 Fabric cat. 3
 Fabric cat. 4

Side tables / corner square and intermediate



Powder coated aluminium sheet

Black 5130

White 5110

Fabric cat 1 /
 Limonta Java
 Torri Lana Contichi
 Fidivi One

Fabric cat 2 /

Limonta Volpe
 Torri Lana Rico
 Torri Lana Ombra
 Torri Lana Dato

Fabric cat 3 /
 Kvadrat Recheck
 Kvadrat Melange Nap
 Kvadrat Hero
 Kvadrat Uniform Melange

Fabric cat 4 /

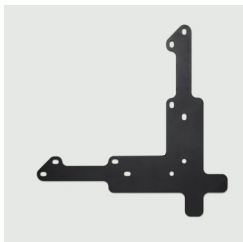
Rubelli Vines
 Rubelli Cork

Linear joint



Black metal

Corner joint



Black metal

Linear ground connector



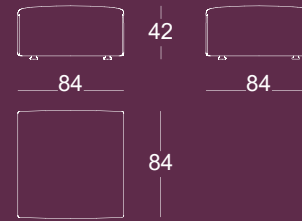
Dark brown polyurethane

Corner ground connector

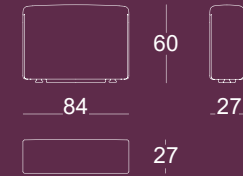


Dark brown polyurethane

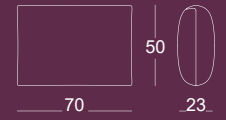
Ottoman



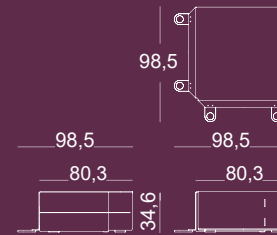
Backrest



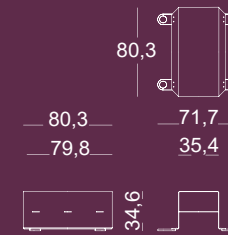
Back support cushion



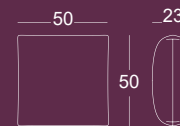
Side table / corner square



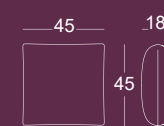
Side table / intermediate



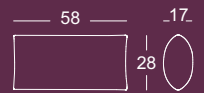
Cushion



Cushion



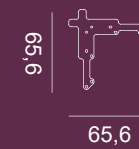
Cushion



Linear joint



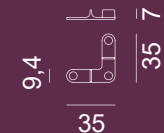
Corner joint



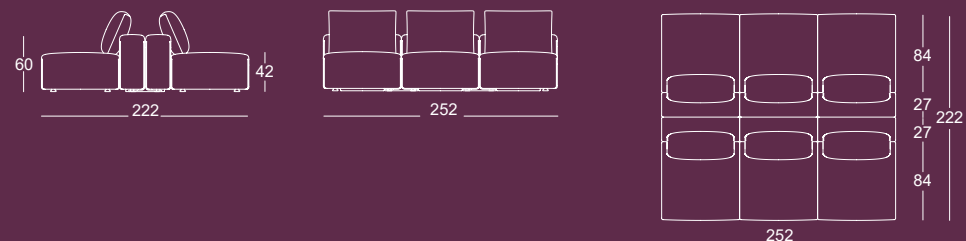
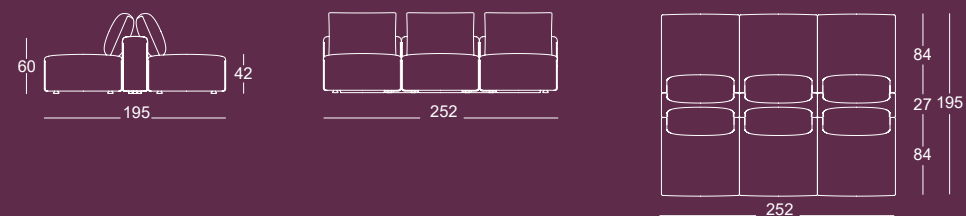
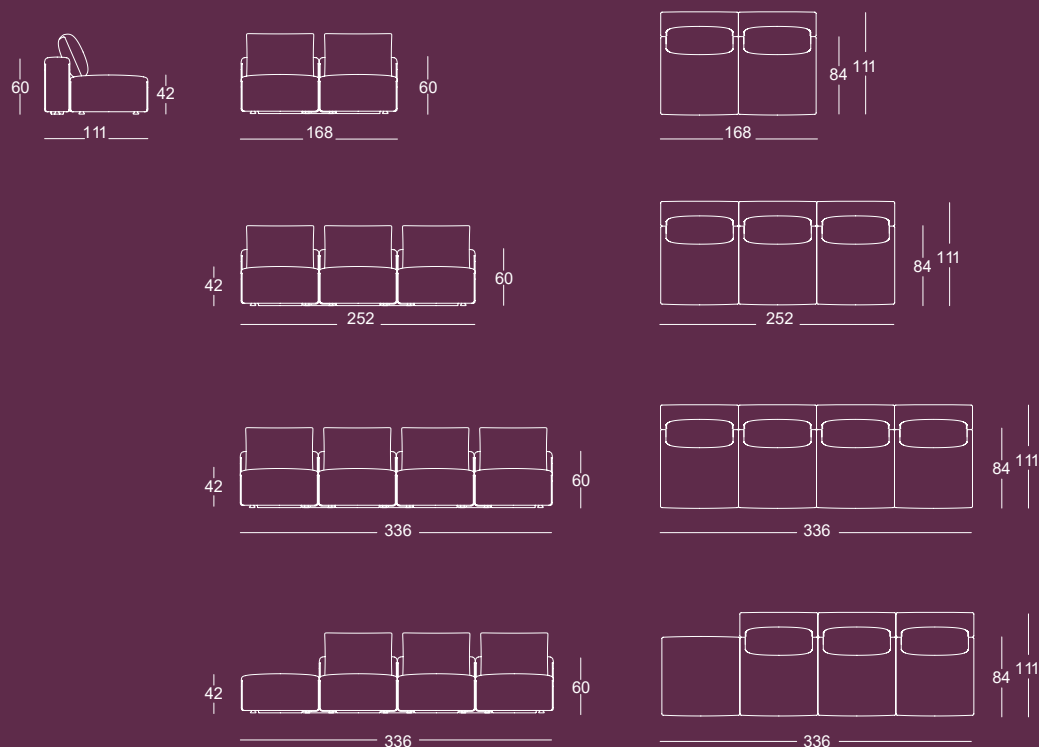
Linear ground connector



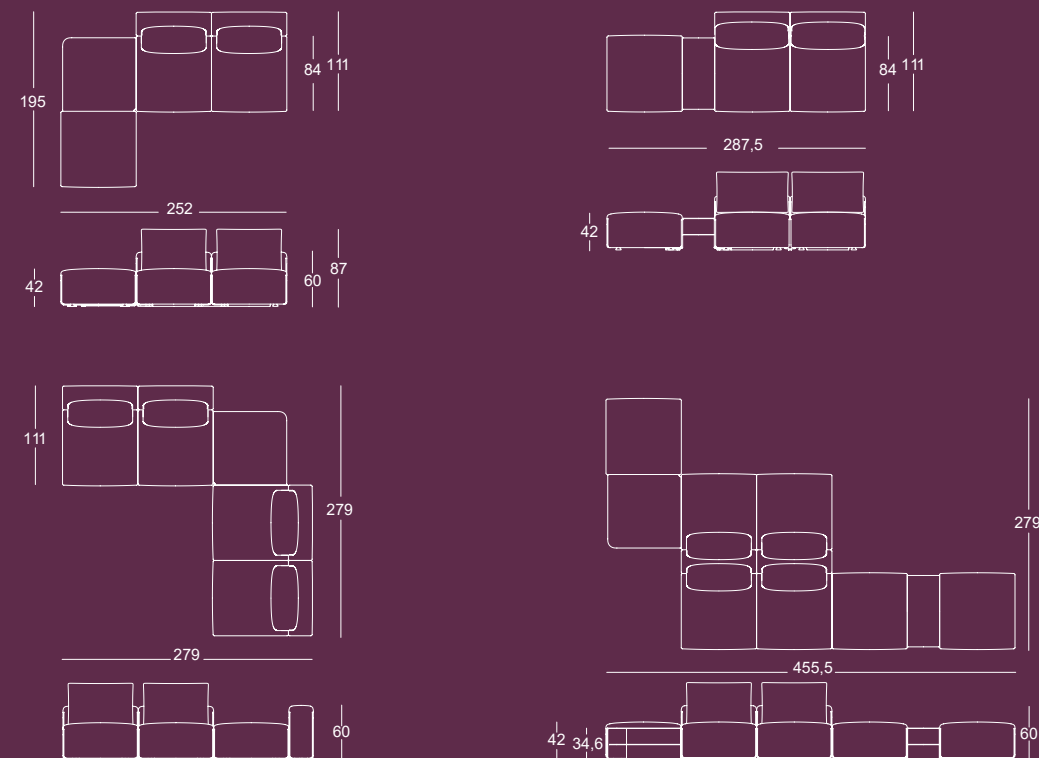
Corner ground connector



Sofas with backrest and ottoman



Compositions with backrest and ottoman



PRODUCT CARE

Regular cleaning is important in order to keep the upholstery textile looking its best and to prolong its life. Dust and dirt wear down the textile and also reduce its fire-retardant properties. Vacuum frequently, ideally every week. Use the vacuum at half power when appropriate. We recommend that upholstered furniture in commercial environments are cleaned by professionals 2 to 3 times a year. Treat stains immediately, the longer they remain in the fabric, the harder it is to remove them. Before choosing a cleaning method, always try it out on a concealed part of the product. First, scrape off any liquids or hardened residues. Next, vacuum before further cleaning. Non-greasy stains can be removed by gently dabbing with a moist sponge or lint-free cloth. Work in circular motion towards the centre of the stain. Always ensure the textile is fully dry before using the furniture again. Using a hairdryer can help to avoid edge marks, particularly with microfibre fabrics. Please note: these tips are purely recommendations and do not guarantee complete stain removal. In all cases, we recommend contacting a professional dry cleaner. Be careful when using solvents, because these could dissolve the upholstery material beneath. Removable covers cannot be washed but should be dry cleaned. In order to ensure satisfying cleaning results, we recommend to contact a professional cleaning institute. Employing pH neutral carbon dioxide solutions for cleaning is recommended because this method avoids the use of soap. A professional cleaning institute may also assist in working out maintenance schedules, which ensure that the fabrics are maintained properly so that a good indoor climate and a maximum duration of the upholsteries are achieved.


WARNING

In order to ensure that its removable upholstery can be perfectly replaced, the assistance of a specialized upholsterer is required. Do not use different cleaning products from the ones mentioned above. Do not use the product in an improper way. Do not place hot objects on it, sit on the back, stand on it or use the product as a ladder. Once disused, please make sure this product is disposed in an environment-friendly way.

Fabrics /

Fabric cat 1 /

Limonta Java




Torri Lana Contichi





Fabric cat 2 /


Limonta Volpe



Torri Lana Rico



Torri Lana Dato




Fabric cat 3 /

Kvadrat Recheck



Kvadrat Melange Nap



Kvadrat Hero




Kvadrat Uniform Melange



Fabric cat 4 / outdoor

Rubelli Vines



Rubelli Cork

