

MAGIS

Officina - Living



by Ronan & Erwan Bouroullec

Ronan & Erwan Bouroullec



Profile:

Ronan Bouroullec (born in 1971) and Erwan Bouroullec (born in 1976) have been working together for more than twenty years now. Their collaboration is a permanent dialogue, nourished by their distinct personalities and a shared notion of diligence, with the intention to achieve greater balance and refinement.

In 1997, they presented their Disintegrated Kitchen at the Salon du Meuble in Paris, where it was spotted by Giulio Cappellini, who gave them their first industrial design commissions. The Bouroullecs have been working with Magis since 2004, designing three complete furniture collections – Striped, Steelwood and Officina – as well as additional projects such as Pila chair, Pilo table, Central and Tambour tables. These days, Ronan and Erwan Bouroullec design for numerous manufacturers, including Magis, Vitra, Kvadrat, Kartell, Established and Sons, Ligne Roset, Axor, Alessi, Issey Miyake, Cappellini, Mattiazzi, Flos, Mutina,

Hay and more recently Glas Italia and Iittala. They also continue to carry out their own experimental activity which is essential to the development of their work at Galerie Kreo, Paris, where four exhibitions of their designs were held between 2001 and 2012. They also embark on occasional architectural projects.

Voted Designers of the Year at the Salon du Meuble in 2002, their other awards include the Compasso d'Oro won in 2011 for the Steelwood chair they designed for Magis.

Several exhibitions have been devoted to their work.

In 2012, Phaidon Press published *Works*, a comprehensive monographic book about Ronan and Erwan Bouroullec. Previously, two other monographs had been published about the Bouroullec brothers' design work: *Ronan et Erwan Bouroullec – Catalogue de Raison* (Paris: Images Modernes / Kreo, 2002) and *Ronan et Erwan Bouroullec* (Paris: Phaidon Press, 2003).



Design and

Forging, the process used to shape iron, pressing it between the hammer and anvil, has a history that stretches back over millennia. Throughout the ages, this technique has been used to create an infinite number of everyday objects and decorative artefacts. The Officina collection explores the possibility of establishing a new creative language while working with an ancient fabrication process such as iron forging. The collection includes tables and low tables, chairs, low chairs, stools, benches, a series of accessories (from coat stands to mirror) and upholstered pieces (two arm-chairs, an ottoman and two-and three seater sofas). All these pieces feature a forged iron structure with the allure of a raw material handed down through the centuries, alive, with those slight imperfections that make each piece in this collection unique, with an unmistakably industrial feel, but combined with a profoundly refined and elegant spirit.

Ronan & Erwan Bouroullec



Engineering



“ The essence
of wrought iron
is imperfect, li-



vely and close
to drawing
techniques ”





Product

Information

LOW CHAIR

- Seat and back covered, frame in wrought iron painted in polyester powder. Seat and back covered in fabric (Kvadrat "Divina MD" and "Divina Melange") or in premium-grade leather. Complete with felt pads. Seat cushion available.

BENCH W/ BACK

- Seat and back covered, frame in wrought iron painted in polyester powder. Seat and back covered in fabric (Kvadrat "Divina MD" and "Divina Melange"). Complete with felt pads.

BENCH

- Seat in beech plywood, frame in wrought iron, galvanized or painted polyester powder.

ARMCHAIR / HIGH BACK / SOFA

Frame in wrought iron painted in polyester powder. Cushion in expanded polyurethane fireproof (class 1IM) covered in leather or with removable cover in fabric. Lumbar cushion available.

OTTOMAN

Frame in wrought iron painted in polyester powder. Cushion in expanded polyurethane fireproof (class 1IM) covered in leather or with removable cover in fabric.

LOW TABLE

Frame in wrought iron, cataphoretically treated and painted in polyester powder. Top in Carrara marble white or in solid American walnut.

BOOKCASE SYSTEM

Uprights in wrought iron painted in polyester powder. Shelves in MDF walnut veneered or painted black.



LOW CHAIR

w/ seat and back covered



Frame in wrought iron /
Grey anthracite 5142

Seat and back /
Leather
Fabric

BENCH

w/ seat and back covered



Frame in wrought iron /
Grey anthracite 5142

Seat and back /
Fabric

Materials /

Frame in wrought iron /



Grey anthracite 5142

Fabric /



Kvadrat
Divina Melange 120 /
light grey



Kvadrat
Divina MD 193 /
dark grey

Leather /

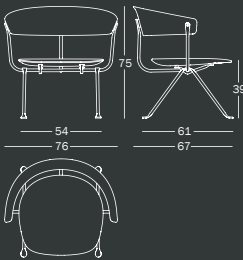


Natural
L-0090

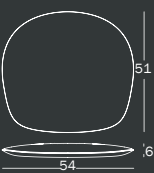


Black
L-0059

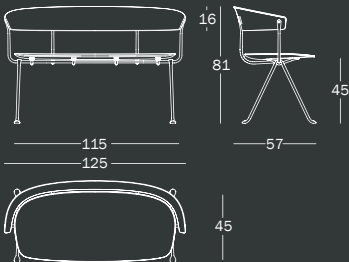
w/ seat and back covered



cushion



w/ seat and back covered



PRODUCT CARE

FABRIC /

Daily care and immediate stain removal will ensure that your wool upholstery will keep looking good for many years to come. It is normally sufficient to regularly vacuum and air upholstered product. Never use undiluted cleaning agents, bleaching agents, ammonia or soap intended for hard surfaces. As a general rule, many types of stain can be removed using warm water. For greasy stains, use a dry stain remover. For more insoluble stains (chewing gum, candle wax, etc.), use a plastic bag filled with ice to rub the stain until the substance has become friable. Use a clean flat blunt blade to delicately remove the substance. Be careful when using solvents, because these could dissolve the upholstery material beneath.
Divina Melange/ Divina MD (Kvadrat)



LEATHER /

Regularly clean using a dry and soft rag. When needed, use products especially formulated for leather. Immediately dry after the treatment. Do not use abrasive sponges as they may leave scratches. Where there was a stain of ink or similar, use only the specific stick that is commonly available on the market. Avoid direct exposure to sunlight or heat sources.


WARNING

Do not use different cleaning products from the ones mentioned above. Do not use the product in an improper way. Do not place hot objects on it, sit down on the back, stand on the seat or use the product as a ladder. Once disused, please make sure this product is disposed in an environment-friendly way. For the fabric version: treat stains immediately, the longer they remain in the fabric, the harder it is to remove them. Before choosing a cleaning method, always try it out on a concealed part of the product. Magis is not liable for any damage to property or persons caused by an improper use of this product.



BENCH

w/ seat in beech plywood



Frame in wrought iron /
Galvanized 5250
Grey anthracite 5142

Seat /
Colours
Colours

Materials /

Frame in wrought iron /



Galvanized
5250



Grey anthra-
cite 5142

Beech plywood /

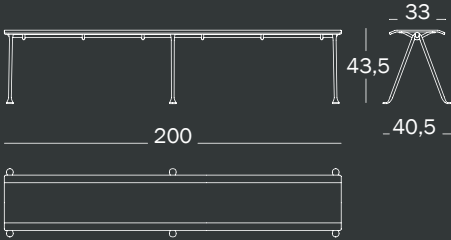
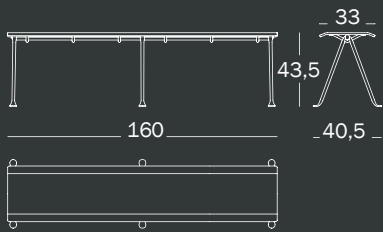
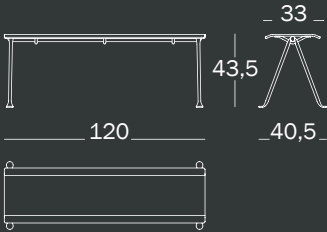


Natural
7011



Black
7140

w/ seat in beech plywood

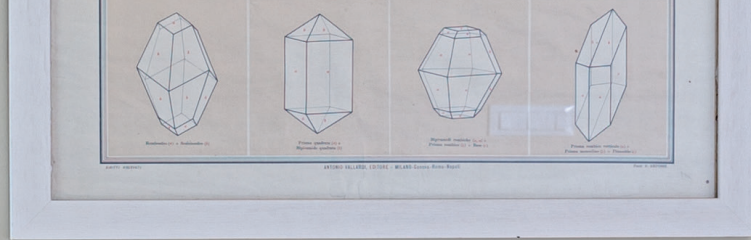


PRODUCT CARE

We recommend using a soft rag, either dry or wet. When needed, use ph-balanced soap diluted in water. Do not use abrasive sponges as they may leave scratches. Avoid using acidic products, solvents and products containing ammonia. We recommend using ph-balanced liquid soap especially formulated for wood, diluted in water. Periodic and correct maintenance allows the product to keep its original aspect and lengthens the duration of its performance.

WARNING

Do not use different cleaning products from the ones mentioned above. Do not use the product in an improper way. Do not place hot objects on it, stand on it or use the product as a ladder. Once disused, please make sure that this item is disposed of in an environmentally-friendly way.



ARMCHAIR



Frame in wrought iron / Upholstery /
Grey anthracite 5142 Fabric cat 1
Fabric cat 2
Leather

HIGH BACK




Frame in wrought iron / Upholstery /
Grey anthracite 5142 Fabric cat 1
Fabric cat 2
Leather

SOFA



Frame in wrought iron / Upholstery /
Grey anthracite 5142 Fabric cat 1
Fabric cat 2
Leather

OTTOMAN



Frame in wrought iron / Upholstery /
Grey anthracite 5142 Fabric cat 1
Fabric cat 2
Leather

Materials /

Frame in wrought iron /

Fabric cat 1 /

Fabric cat 2 /

Leather /



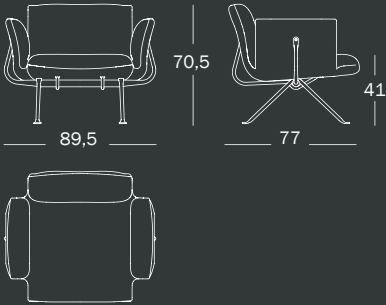
Grey anthracite 5142

Torri Lana Rico
Velvet

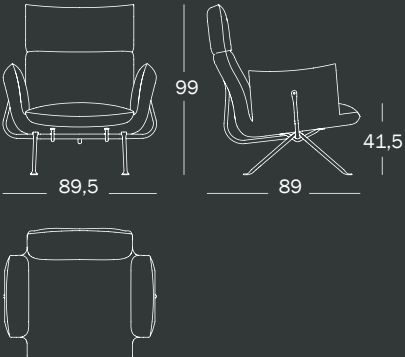
Kvadrat Divina MD
Kvadrat Divina Melange
Kvadrat Hero
Kvadrat Vidar

Florida

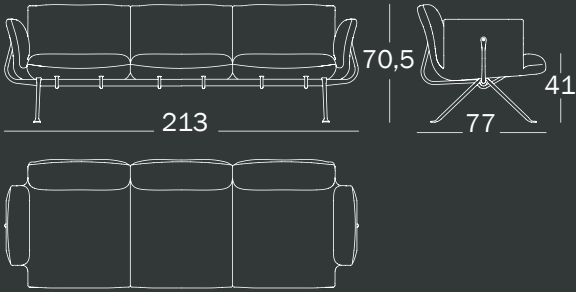
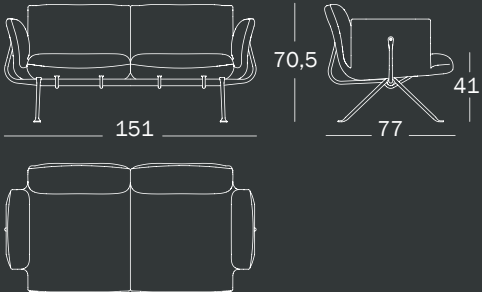
Armchair



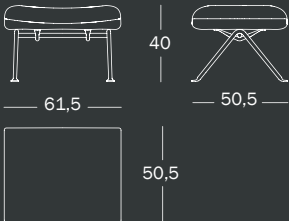
High back



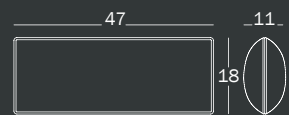
Sofa



Ottoman




Lumbar cushion




Fabric cat 1 /

Torri Lana Rico






Velvet




Fabric cat 2 /




Kvadrat Divina MD



Kvadrat Hero









Kvadrat Vidar



Leather /

Florida




LOW TABLES

Ø42



Frame in wrought iron /
Grey anthracite 5142

Top /
American Walnut
Carrara marble 

Materials /

Frame in wrought iron /



Grey anthracite 5142

Top in beech plywood /

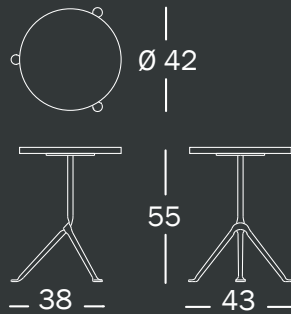



Carrara
marble
white



American
walnut

Low table Ø42



 shows that the product is suitable for outdoor use with regular care and maintenance

PRODUCT CARE

We recommend using a soft rag, either dry or wet. When needed, use ph-balanced soap diluted in water. Do not use abrasive sponges as they may leave scratches. For tops in wood, we recommend using ph-balanced liquid soap especially formulated for wood, diluted in water. For tops in marble, please avoid using acid products. In case of contact of any acid substance with the marble surface, please remove it immediately. We recommend using water and Marseilles soap for marble cleaning. To remove greasy substances and various stains it is possible to use ammoniacs, denatured alcohol, bicarbonate and hydrogen peroxide. If you want to keep the original slate colour, you have to use a treating solution for slate every 3/6 months. If slate is kept inside the use of this treating solution is optional. Before using the treating solution, clean the surface with a damp cloth and if needed, a neutral soap. If persistent stains still remain, clean the tabletop with acetone and allow to dry. To remove scratches caused by a standard use of the top, rub the surface with a damp leather cloth. If slate is seriously scratched, it can be restored as follows: the damaged surface can be wiped with a plastic sponge, softly, to avoid damaging the natural roughness; deep scratches can be rubbed with a piece of rough sand paper first and then with a finer sand paper till the surface become more uniform. Any marks, signs or irregularities that may be visible on the stone tops are peculiarities of the materials and should not be considered as faults. Periodic and correct maintenance allows the product to keep its original aspect and lengthens the duration of its performance.

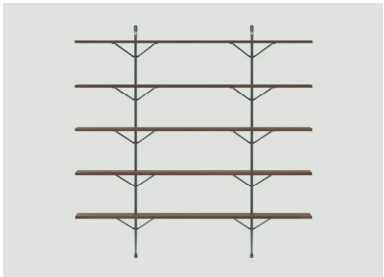
WARNING

We suggest to protect against bad weather conditions the versions in ash, as they are not recommended for outdoor use unless under cover. Do not use different cleaning products from the ones mentioned above. Do not use the product in an improper way. Do not place hot objects on it, stand on it or use the product as a ladder. Once disused, please make sure that this item is disposed of in an environmentally-friendly way.



OFFICINA BOOKCASE

100X35 / 200X35 / 100X55



Frame in wrought iron /
Grey anthracite 5142
Grey anthracite 5142

Shelves in MDF /
Painted black
Walnut veneered

Materials /

Frame in wrought iron /



Grey anthracite 5142

Shelves in MDF /



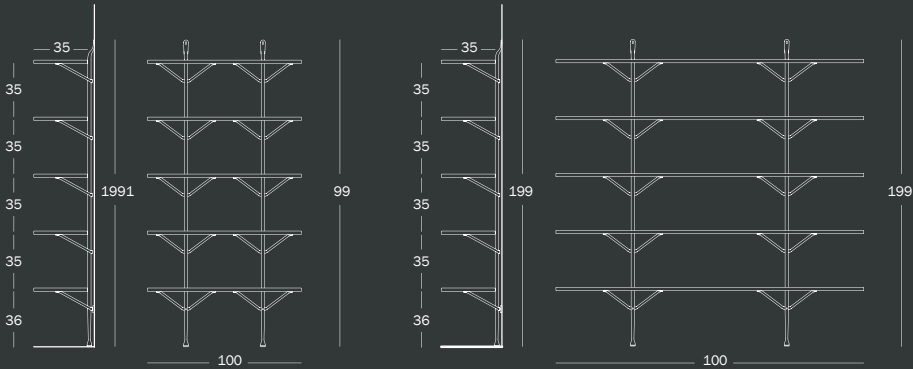
Painted black



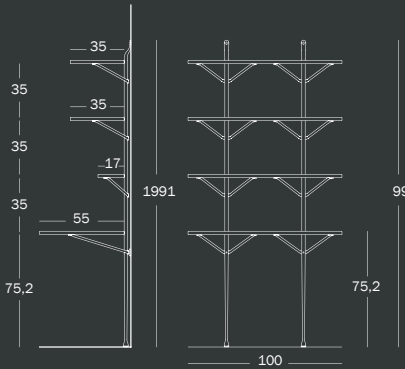
walnut veneered

100x35

200x35



100x55 desk



PRODUCT CARE

We recommend using a soft cloth, wet or dry. If necessary, use a mild liquid soap diluted in water, and a mild liquid soap specially formulated for wood diluted in water. Do not use abrasive sponges as they may scratch the product. Avoid the use of acidic products, solvents or products containing ammonia. We recommend cleaning the MDF shelves immediately, as letting stains dry can cause marks, streaks or damage to the surface. Particular care should be taken with highly coloured substances such as coffee, cola, tomato, wine and vinegar etc. Avoid exposure to direct sunlight. Proper regular maintenance will maintain the product's original appearance and prolong its lifespan.

WARNING

DO NOT use cleaning products other than those recommended above. DO NOT use the product in an improper way e.g. climb on it or use it as a ladder. Please make sure this product is correctly disposed of when no longer in use.

! Do not exceed the maximum load of 20 kg per shelf.



