



Steelwood Chair — design Ronan & Erwan Bouroullec, 2008



Steelwood is the meeting point between two traditional materials, steel plate and solid beech wood, combined in an assemblage of remarkable technical and formal excellence. The steel plate backrest alone is a veritable technical gem: its curved form is achieved through a process involving nine different phases, starting from the selection of the quality-certified steel plate with the correct dimensions, before folding and perforating, alternating industrial technology with craftsmanlike attention to detail. The result is a seat with artfully simple lines, conveying

warmth and friendliness, and versatile in its possible uses and settings, from a dinner party at home to an elegant executive office, to a café terrace in the historic quarter of town. This flexibility is further extended by the addition of a stool, again combining elements in solid beech wood and steel plate, available in two different heights to satisfy a range of domestic and contract requirements.



Production Process

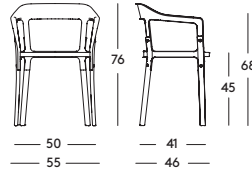


Steelwood Chair — design Ronan & Erwan Bouroullec, 2008
 Technical Sheet

Chair with arms

Material: seat and legs
 in solid beech, natural or painted or in solid
 American walnut. Back in steel plate painted
 in polyester powder or galvanized.

Magis logo is stamped on each product of our
 collection vouching for their originality



Frame: Red 5083
 Seat + Legs: Beech painted
 Red



Frame: White 5108
 Seat + Legs: Beech painted
 White



Frame: Black 5140
 Seat + Legs: Beech painted
 Black



Frame: Galvanized
 Seat + Legs: Natural Beech



Frame: Black 5140
 Seat + Legs: American
 Walnut



Frame: White 5108
 Seat + Legs: Natural Beech



Frame: Black 5140
 Seat + Legs: Natural Beech

FATIGUE, LOAD AND IMPACT TESTS

ANSI/BIFMA X5.1-2011

- Arm sideways static load test EN 15373:2007, L3 - severe
- Seat and back static load test EN 15373:2007, L3 - severe
- Leg forward static load test EN 15373:2007, L3 - severe
- Leg sideways static load test EN 15373:2007, L3 - severe
- Arm downwards static load test EN 15373:2007, L3 severe
- Seat front edge fatigue test EN 15373:2007, L3 - severe
- Arm fatigue test EN 15373:2007, L3 - severe
- Seat and back fatigue test EN 15373:2007, L3 - severe
- Steelwood Chair have achieved GREENGUARDGOLD Certification!
- Arm impact test EN 15373:2007, L3 - severe
- Seat impact test EN 15373:2007, L3 - severe
- Back impact test EN 15373:2007, L3 - severe



magisdesign.com

Designers



Ronan & Erwan Bouroullec

Ronan and Erwan Bouroullec have been working together for about ten years now. Their collaboration is a permanent dialogue, nourished by their distinct personalities and a shared notion of diligence, with the intention to achieve greater balance and refinement. The Bouroullecs have been working with Magis since 2004, designing two complete furniture collections as well as other projects. These days, Ronan and Erwan Bouroullec design for numerous manufacturers and they also continue to carry out their own experimental activity which is essential to the development of their work at Galerie Kreo, Paris, where four exhibitions of their designs

were held between 2001 and 2012. They also embark on occasional architectural projects.

